

# Alice B. Beal Elementary School



**Hi, Beal Students and Families!**

**The schedule below will help you with your daily work. Have fun learning!**

## Remote Learning Lessons for Mason

**Week of: June 15**

**English Language Arts**




**Letter of the Week: J**



Tasks:	Monday	Tuesday	Wednesday	Thursday	Friday
<b>Reading</b>	<p><b>MUST DO</b></p> <p>Read/Listen to: <b>Bugs! Bugs! Bugs!</b></p> <p>Click Week 3 Day 11</p> <p><a href="#">Week 3 Day 11 Bugs! Bugs! Bugs!</a></p>	<p>Read/Listen to: <b>A Ladybug Larva Grows Up</b></p> <p>Click Week 3 Day 11</p> <p><a href="#">Week 3 Day 11 A Ladybug Larva Grows Up</a></p>	<p>Read/Listen to: <b>Waiting For Wings</b></p> <p>Click Week 3 Day 13</p> <p><a href="#">Week 3 Day 13 Waiting for Wings</a></p>	<p>Read/Listen to: <b>Butterflies</b></p> <p>Click Week 3 Day 13</p> <p><a href="#">Week 3 Day 13 Butterflies</a></p>	<p>Free Read: Choose a book, magazine, or article and read to someone at home! Or even reread the books from this week!</p>
<b>Word Work</b> See activities below	<p><b>MUST DO</b></p> <p>Letter of the Week: J, j</p> <p>Video: <a href="https://www.youtube.com/watch?v=8wNIYNyG37g">https://www.youtube.com/watch?v=8wNIYNyG37g</a></p> <p>Choose an activity to complete.</p>	<p>Letter of the Week: J, j</p> <p>Video: <a href="https://www.starfall.com/h/abcs/letter-j/">https://www.starfall.com/h/abcs/letter-j/</a></p> <p>Choose an activity to complete.</p> <p><a href="#">Paint By Letters</a></p>	<p>Letter of the Week: J, j</p> <p>Choose an activity to complete.</p> <p><a href="#">Alphabats Syllables</a></p>	<p>Letter of the Week: J, j</p> <p>Choose an activity to complete.</p> <p><a href="#">Letters Game</a></p>	<p>Letter of the Week: J, j</p> <p>Choose an activity to complete.</p> <p><a href="#">Rhyming Game</a></p>
<b>Writing</b>	<p><b>MUST DO</b></p> <p>Which bug from the book was your favorite? Why?</p> <p>Draw a picture and fill in the</p>	<p>What did you learn?</p> <p>Draw and write about something you learned.</p> <p>I learned _____.</p>	<p>Draw a picture of and label the 4 stages of a butterfly life cycle.</p> <p>Act it out! Use your body to act out the 4 stages of a</p>	<p>What did you learn?</p> <p>Draw and write about something you learned.</p> <p>I learned _____.</p>	<p>Free Write!</p> <p>You can write to the prompt or you can choose to write about something of your choice!</p> <p><b>CREATE YOUR OWN BUG!</b></p>

	<p>blanks of the sentence frame.</p> <p>My favorite bug was _____ because _____.</p> <p>Bug Riddle! I make honey. I live in a hive. Which bug am I?</p>		butterfly's metamorphosis!		Use your imagination to create your own bug. Draw a picture and write about your creation!
--	---	--	----------------------------	--	--

### Letter Practice Activities

<p>Practice writing the letter in both uppercase and lowercase.</p> 	<p>*Find the letter 3 places in the house.</p> <p>*Find 3 things in your house that start with the letter.</p>	<p>Build the letter out of different materials you have in the house. Be creative! (playdoh, pasta, buttons, etc)</p> 	<p>Write the letter in salt, sugar, sand tray, or shaving cream.</p> 
---	--	--	--



Students who have access to i-Ready should complete at least 45 minutes and pass 1 lesson.

<https://www.youtube.com/watch?v=8wNIYNyG37g>